







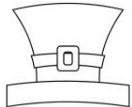

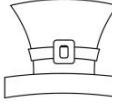
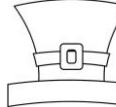














Literacy – Patterns



Directions: Look at the shapes in each row. Draw the missing shape to complete the pattern.

Get more great items for your child at:
CattailCakes.com